

QUICK^{2.0}
cerámica



geotiles
cerámica

1. Quick Cerámica

2. Main components & advant

3. Point of sale proposal

4. Cost comparison

5. Core values

1. Quick Cerámica

OVERVIEW OF QUICK CERAMICA

Quick Cerámica is a **revolutionary system** for installing ceramic floors that combines efficiency, simplicity and sustainability .


Designed to eliminate the complications of traditional installations, this system allows the installation of high-quality ceramic surfaces without adhesives, construction work, or the need for specialized professionals.

QUICK^{2.0}
cerámica

geotiles
cerámica

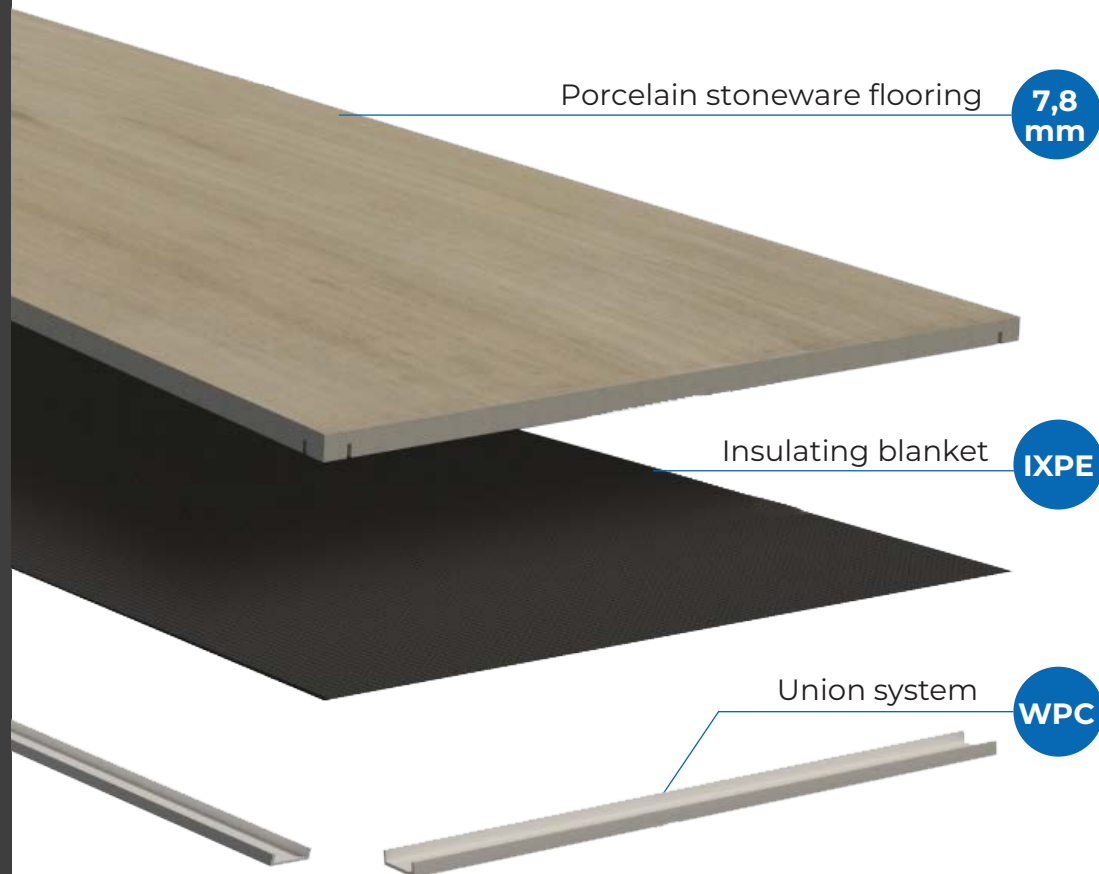
1. Quick Cerámica

MAIN COMPONENTS


- **Insulating blanket**
Provides stability and insulation.
- **Quick assembly**
Allows joining the pieces without adhesives or complex tools.
- **8mm tiles** 
Lightweight, flexible and durable they ensure an optimal and longlasting installation.

1. Quick Cerámica

MAIN COMPONENTS



2. ADVANTAGES



- **Strenght and durability**
 - **High resistance** to abrasion and heavy traffic.
 - **Low water absorption**, ideal for damp areas.
 - **Fire-resistant**, with no toxic smoke emissions.
- **Easy of installation and cost savings**
 - Intuitive system that doesn't require professionals.
 - **Savings** of up to **45%** on installation costs.
 - Significant reduction in assembly time: **25 sqm/hour**
- **Style and sustainability**
 - Wide variety of designs and formats adaptable to any style: 30x60, 60x60, 60x120, 120x120, 20x120.
 - Made with recycled materials , **contributing to environmental protection.**
 - Hypoallergenic and easy to clean, ideal for homes and public spaces.

3. POINT OF SALE PROPOSAL

- **Support materials**
 - Product samples
 - Informational brochures
- **Attractive visuals**
 - Videos and photos
 - Comparative chart



4. COST COMPARISON

Based on a detailed cost comparison between traditional installation and **Quick Cerámica** installation, which includes and analysis of savings in materials, labor, and estimated total costs, it can be highlighted that:

The total installation cost with Quick Cerámica can be between 30% and 45% lower compared to traditional installation.

This savings includes both materials and the eliminat

4. COST COMPARISON

	TRADITIONAL SYSTEM (90m² FLOOR)				QUICK CERÁMICA SYSTEM (90m² FLOOR)			
DESCRIPCIÓN	PVC	UV	QUANTITY	AMOUNT	PVC	UV	QUANTITY	AMOUNT
PVC CERAMIC CRONOS 60X120	16,95	€/m²	90	1.525,50€	39,95	€/m²	90	3.595,50€
AVERAGE DEMOLITION COST OLD CERAMICS	15	€/m²	90	1.350,00€				
AVERAGE INSTALLATION COST	42	€/m²	90	3.780,00€	15	€/m²	90	1.350,00€
PORCELAIN GLUE H40 KERAKOLL 20KG	14,35	€/SACO	15	215,25€				
SELF-LEVELING WEDGES	50	€/SACO 1000CUÑAS	1	50,00€				
OTHER COSTS (BUILDING PERMIT, WASTE MANAGEMENT...)								
JOIN	9,55	€/SACO	5	47,75€	9,55	€/SACO	5	47,75€
TOTAL AMOUNT				6.968,50€				4.993,25€

SAVE: 28,35%

5. CORE VALUES

EASY
FAST
SUSTAINABLE
DURABLE
VERSATILE

Quick Cerámica not only transforms to the way ceramics floors are installed but also offers solutions that combine aesthetics, functionality and sustainability.

With its easy installation, durability and versatile designs, it positions itself as the ideal choice for clients seeking modernity, savings and quality in their projects.

QUICK^{2.0}
cerámica

geotiles
cerámica